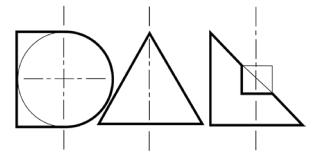


WAYLIGHT 4 Emergency Lighting Series



WAYLIGHT 4 are single point, constant current, self contained stand alone emergency lighting products. WAYLIGHT 4 units contain a unique Bi-Colour Halo effect LED indicator, green charge for healthy and red for self test function. Complete with a three hour emergency pack, they can be used as part of a non-maintained system (Maintained are available to special order).

Available options are: Standard and DALI Addressable. (Self test available to special order)

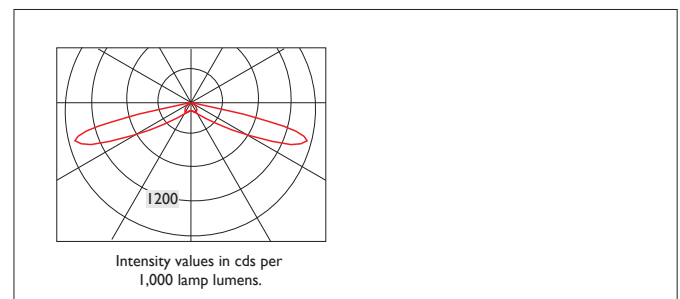
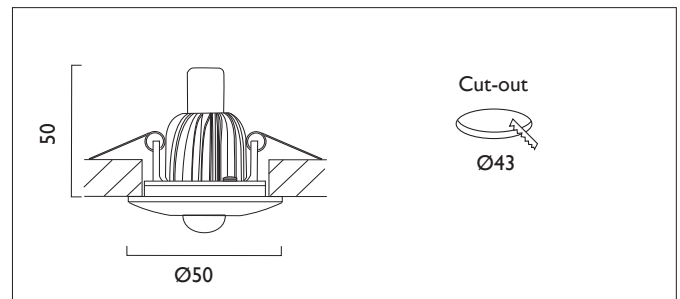
The main 6500K 3W LED can be driven up to 700mA.

Overall size 50mm diameter, cutout 43mm diameter.

All these emergency lighting products are designed to meet the requirements of BS EN 61347-2-7, BS EN 60598-2-22:2014

WAYLIGHT 4 Corridor Lens

WAYLIGHT 4 Corridor Lens recessed emergency LED with White (RAL9016) or Black (RAL 9005) Trim. Elliptical Lens Beam Angle 155° x 115° developed specifically for corridors.



Lamp Type	3W LED
Output (nominal)	266 lumens @ 700mA
Beam Angle	155° x 115°
Construction	Aluminium / Steel
IP	IP54 (not including control gear)

Product Number

White Trim RAL 9016

N059070070N 3 hour non-maintained emergency

N059070079N 3 hour non-maintained emergency Self-Test DALI addressable

Black Trim RAL 9005

N069070070N 3 hour non-maintained emergency

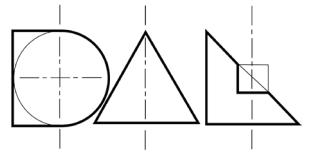
N069070079N 3 hour non-maintained emergency Self-Test DALI addressable

Spacing Table @ 700mA:

Mounting Height	Along Corridor (length)				Across Corridor (width)			
	To Wall	1.0 Lux	0.5 Lux	1.0 Lux	Between Fittings	1.0 Lux	0.5 Lux	To Wall
2.5m	9.9m	8.1m	22.3m	19.7m	7.9m	6.3m	3.1m	2.4m
3.0m	10.7m	8.4m	25.4m	21.5m	8.4m	6.6m	3.3m	2.4m
4.0m	11.8m	0.4m	29.5m	23.5m	9.2m	6.8m	3.4m	0.2m
5.0m	11.5m	-	32.2m	22.9m	9.6m	6.2m	3.1m	-
6.0m	-	-	33.5m	-	9.6m	-	-	-

To enable through aperture installation of the batteries and module a minimum void depth of 187mm is required.

WAYLIGHT 4 Emergency Lighting Series



WAYLIGHT 4 are single point, constant current, self contained stand alone emergency lighting products. WAYLIGHT 4 units contain a unique Bi-Colour Halo effect LED indicator, green charge for healthy and red for self test function. Complete with a three hour emergency pack, they can be used as part of a non-maintained system (Maintained are available to special order).

Available options are: Standard and DALI Addressable. (Self test available to special order)

The main 6500K 3W LED can be driven up to 700mA.

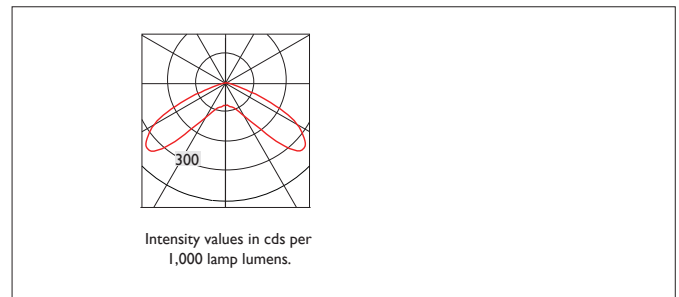
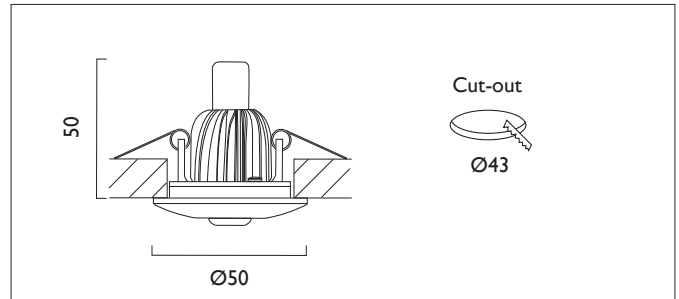
Overall size 50mm diameter, cutout 43mm diameter.

All these emergency lighting products are designed to meet the requirements of BS EN 61347-2-7, BS EN 60598-2-22:2014

WAYLIGHT 4 Open Area Lens

WAYLIGHT 4 Open Area Lens recessed emergency LED with White (RAL9016) or Black (RAL 9005) Trim.

135° Beam Angle



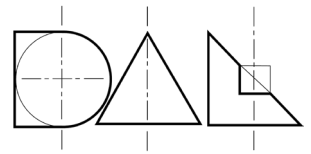
Lamp Type	3W LED
Output (nominal)	268 lumens @ 700mA
Beam Angle	135°
Construction	Aluminium / Steel
IP	IP54 (not including control gear)

Product Number	
White Trim RAL 9016	
N039070070N	3 hour non-maintained emergency
N039070079N	3 hour non-maintained emergency Self-Test DALI addressable
Black Trim RAL 9005	
N049070070N	3 hour non-maintained emergency
N049070079N	3 hour non-maintained emergency Self-Test DALI addressable

Mounting Height	To Wall		Between Fittings	
	0.5 Lux	1.0 Lux	0.5 Lux	1.0 Lux
2.5m	5.4m	4.5m	12.5m	10.7m
3.0m	5.9m	4.7m	13.9m	11.7m
4.0m	6.6m	-	16.2m	13.1m
5.0m	0.3m	-	17.7m	0.5m
6.0m	-	-	18.7m	-

To enable through aperture installation of the batteries and module a minimum void depth of 187mm is required.

WAYLIGHT 4 Emergency Lighting Series



WAYLIGHT 4 are single point, constant current, self contained stand alone emergency lighting products. WAYLIGHT 4 units contain a unique Bi-Colour Halo effect LED indicator, green charge for healthy and red for self test function. Complete with a three hour emergency pack, they can be used as part of a non-maintained system (Maintained are available to special order).

Available options are: Standard and DALI Addressable. (Self test available to special order)

The main 6500K 3W LED can be driven up to 700mA.

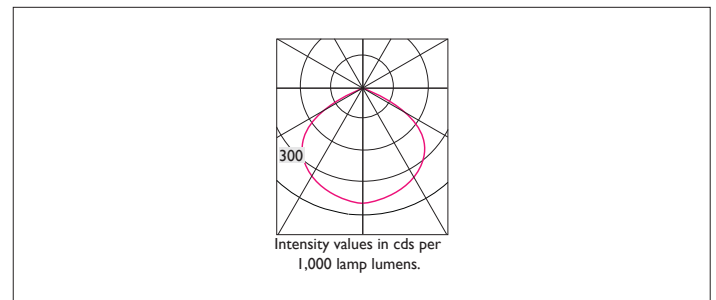
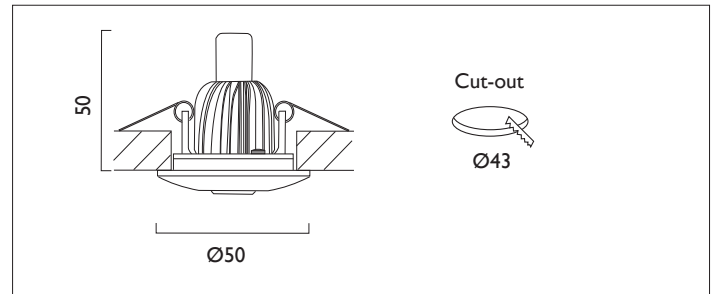
Overall size 50mm diameter, cutout 43mm diameter.

All these emergency lighting products are designed to meet the requirements of BS EN 61347-2-7, BS EN 60598-2-22:2014

WAYLIGHT 4 Symmetrical Flood

WAYLIGHT 4 Symmetrical Flood recessed emergency LED with White (RAL9016) Trim.

115 ° Beam Angle suitable for Points of Emphasis such as stair treads, changes in floor level, fire equipment, first aid posts and changes in direction



Lamp Type	3W LED
Output (nominal)	237 lumens @ 700mA
Beam Angle	115°
Construction	Aluminium / Steel
IP	IP20

Product Number

White Trim RAL 9016

N019070070N	3 hour non-maintained emergency
N019070079N	3 hour non-maintained emergency Self-Test DALI addressable

Spacing Table @ 700mA:

Mounting Height	To Wall		Between Fittings	
	0.5 Lux	1.0 Lux	0.5 Lux	1.0 Lux
2.5m	4.4m	3.5m	10.6m	8.7m
3.0m	4.7m	3.7m	11.5m	9.4m
4.0m	5.1m	3.8m	13.0m	10.3m
5.0m	5.4m	3.6m	14.1m	10.7m
6.0m	5.3m	2.9m	14.8m	10.6m
8.0m	4.5m	-	15.2m	9.0m

To enable through aperture installation of the batteries and module a minimum void depth of 187mm is required.